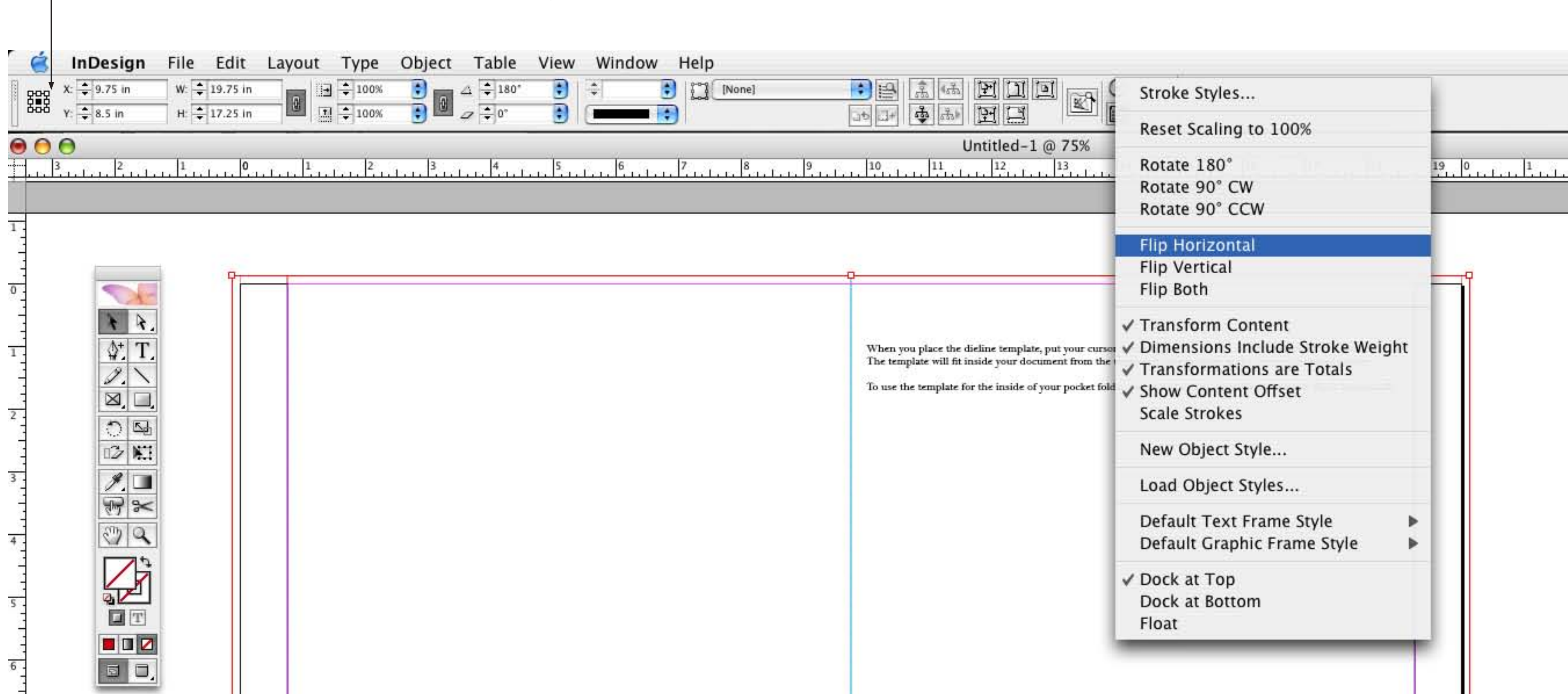


- By using the dielines on this CD, you will save time in Prepress. Also having your design fit the dieline template will eliminate adjustments by a service bureau operator, which will in turn create less margin for error. The templates were created in Adobe Illustrator CS2 and can be placed in whatever application by which you choose to assemble your design.
- Set up the document for your art with the size equalling the size of the dieline, (including the glue flaps).
Ex.: 9 X 12" folder with 5" pockets will calculate like this ...
 $9 + 9 + .75 + .75 = 19.5$ " width.
 $12 + 5 = 17$ " height
- Set your bleeds for .125"
- When you place the dieline template, put your cursor in the upper left corner of the bleed mark and click. The template will fit inside your document from the upper left bleed corner to the lower right bleed corner.
- To use the template for the inside of your pocket folder, you can place the same file and simply flip it horizontally. Also be sure to have the Center selected when flipping the template to eliminate repositioning.
See page 3 for example of inside view dieline template.

Center Mark for selected art to flip horizontally in place without needing to reposition ...



See pages 2 and 3 for art position in template and bleeds. Also review the layers for art, template and how-to-text.

9"

18"

9"

Be sure to turn off your DIELINE layer (see example) to make sure your art has no gaps or paper showing through.

If the measurements and master legend are distracting, you can open the AI file and turn the measurements layer off so that only the CUT and SCORE lines display.

Outside Left Panel



Outside Right Panel

.75"

.75"

MASTER LEGEND

- CUT
- SCORE
- PERF
- GLUE
- NICK
- measurement



5"

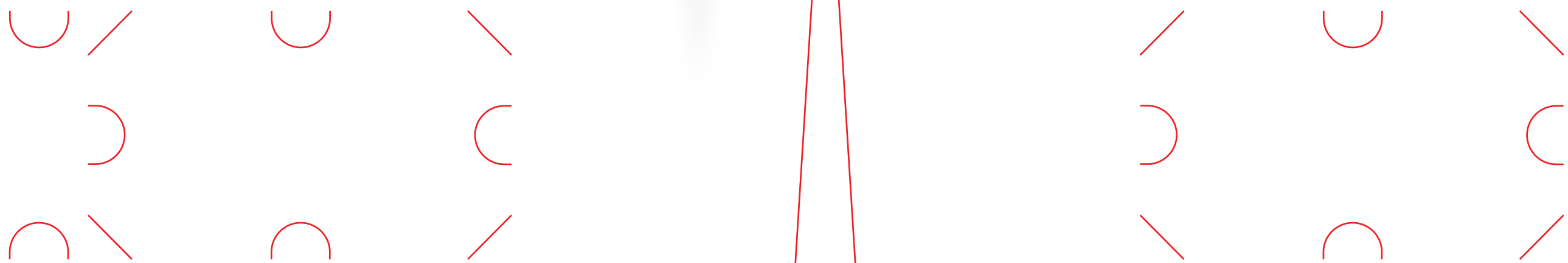
- To use the template for the inside of your pocket folder, you can place the same file and simply flip it horizontally. Also be sure to have the Center selected when flipping the template to eliminate repositioning.
- No color or art is placed in glue flap or inside of pocket folders. Glue will not adhere to ink or varnish .

Outside Right Panel

Outside Left Panel

MASTER LEGEND

- CUT
- SCORE
- PERF
- GLUE
- NICK
- measurement



15"

.75"

.75"

2"

9"

18"

9"